

CL – 08 – 311MPL / CL – 08 – 119CES

**KINETIC ENHANCEMENT OF HYDROGEN
CYCLING IN SODIUM ALANATE BY MELT
INFUSION INTO NANOPOROUS CARBON
AEROGEL**


ROBERT D. STEPHENS
RICHARD L. SPEER, JR.
Chemical and Environmental Sciences Laboratory

FREDERICK E. PINKERTON
MARTIN S. MEYER
Materials and Processes Laboratory

ADAM F. GROSS
SKY L. VAN ATTA
JOHN J. VAJO
HRL Laboratories, LLC

Approved by Jan F. Herbst
Materials and Processes Lab

Approved by James A. Spearot and Mark W. Verbrugge
Chemical & Environmental Sciences Lab, Materials & Processes Lab



COLLABORATIVE REPORT

GM RESEARCH & DEVELOPMENT CENTER

5 OCTOBER 2008

Export Control Classification Number is EAR99, export license is not required for distribution within GM.

ABSTRACT

Enhanced kinetic performance and reversibility have been achieved with uncatalyzed NaAlH₄ by incorporation into nanoporous carbon aerogel. Aerogel with a pore size distribution peaked at 13 nm and a pore volume of 0.8 cm³/g was filled with NaAlH₄ to 94% capacity by melt-infusion at 189 °C under 183 bar H₂ gas overpressure.

Dehydrogenation to NaH + Al with reasonable kinetics was accomplished at 150 °C, well below the NaAlH₄ melting temperature (183 °C), compared to hydrogen release above 230 °C for bulk uncatalyzed NaAlH₄. Uncatalyzed bulk samples did not rehydrogenate under laboratory conditions, whereas NaAlH₄ in a carbon aerogel host was readily rehydrogenated at ~160 °C and 100 bar H₂ to ~85% of its initial capacity. Ball-milled NaAlH₄ catalyzed with 4 mol% TiCl₃ showed somewhat better kinetics compared to the infused aerogel; nevertheless, the large kinetic enhancement obtained by incorporation into carbon aerogel, even in the absence of a catalyst, demonstrates the substantial benefit of confining the NaAlH₄ to nanoscale dimensions.

PURPOSE OF THE RESEARCH

The aim of this research is to improve the hydrogen release and reabsorption kinetics of sodium alanate (NaAlH_4) through nanoscale confinement in nanoporous carbon aerogel.

CONCLUSIONS

1. Uncatalyzed NaAlH_4 has been successfully incorporated into 13 nm carbon aerogel by melt infusion at 189 °C under 183 bar H_2 gas pressure.
2. NaAlH_4 -infused aerogel had a greatly reduced dehydrogenation temperature (onset at ~140 °C) compared to uncatalyzed bulk NaAlH_4 (>230 °C). The dehydrogenation kinetics approached those of cycled TiCl_3 -catalyzed NaAlH_4 even though no catalyst was present in the infused sample. It rehydrogenated to ~85% of its initial capacity at 160 °C under 100 bar H_2 .
3. NaAlH_4 physically mixed with graphite showed no kinetic enhancement, thus carbon was not acting as a catalyst. The improved kinetics of NaAlH_4 in carbon aerogel were directly attributable to nanoscale confinement.
4. As with bulk NaAlH_4 , the dehydrogenation of NaAlH_4 in aerogel occurs through two reaction steps, the first forming Na_3AlH_6 and free Al, and the second forming the final products of $\text{NaH} + \text{Al}$. Unlike both bulk NaAlH_4 and TiCl_3 -catalyzed NaAlH_4 , where these events are separated in temperature by 25-30 °C, the second step in the aerogel-infused sample occurs almost commensurate with the first. The decomposition to Na_3AlH_6 and Al thus appears to be the rate-limiting step controlling the kinetics of uncatalyzed NaAlH_4 in aerogel.

SIGNIFICANCE

Kinetic limitations are a critical issue in the implementation of complex hydrides for hydrogen storage. Use of nanoscale confinement provides a substantial benefit to the kinetics of complex hydrides, similar to the effect of catalysts.

INTRODUCTION

Complex hydrides are of considerable scientific and technological interest as hydrogen storage materials in large part because they offer high volumetric densities of hydrogen (50-115 g hydrogen/liter),¹ substantially larger than that obtainable with high pressure compressed H₂ gas (36.7 g H₂/liter at 700 bar). Sodium alanate (NaAlH₄) has been one of the most extensively studied of the complex hydrides.²⁻⁷ It reversibly releases hydrogen in two separate steps:



with theoretical hydrogen releases of 3.7 and 1.9 wt%, respectively, totaling 5.6 wt% (70 g H₂/liter). The two steps are characterized by enthalpies of hydrogen release $\Delta H_d = 37$ kJ/mol H₂ (with corresponding equilibrium temperature T(1 bar) ~ 30 °C) and 47 kJ/mol H₂ (T(1 bar) = 100 °C), respectively. While these hydrogen release reactions are thermodynamically allowed at relatively low temperatures compared to many other complex hydrides, the fact that hydrogen release is accompanied by phase separation limits the kinetic performance of these materials. Hydrogen release and reabsorption require bulk diffusion not only of hydrogen but also of the metallic elements in order to accomplish phase separation and recombination. In fact, uncatalyzed bulk NaAlH₄ generally does not release hydrogen until reaching temperatures above melting (T_m = 183 °C), and is very difficult to reverse, i.e., does not readily reabsorb hydrogen under laboratory H₂ pressures and temperatures.^{2,8} A decade ago Bogdanović et al. discovered that doping NaAlH₄ with titanium, accompanied by nanoscale fabrication (for

example by ball-milling), reduced the dehydrogenation temperature to below melting and improved the kinetics of dehydrogenation and rehydrogenation to practical values.²

More recently it has been reported that kinetic performance can be enhanced by incorporating metal hydrides into a nanoporous matrix.⁹⁻¹⁴ Particle sizes, and hence diffusion distances, are limited by the dimensions of the pores, while the pore walls prevent sintering and grain growth during hydrogen cycling. Improved hydrogen desorption and absorption kinetics compared to bulk NaAlH₄ have been reported for NaAlH₄ incorporated into porous carbon matrices with ~10 nm pores (Schüth et al.¹⁰), 22 nm diameter NaAlH₄ particles supported on carbon nanofibers (Baldé et al.^{11,12}), and NaAlH₄ incorporated into mesoporous silica with 10 nm pores (Zheng et al.¹³). In this work we investigate the effect of confining NaAlH₄ in nanoporous carbon aerogel, and similarly find greatly improved kinetic performance and cyclability compared to bulk sodium alanate. Uncatalyzed NaAlH₄ melt-infused into the carbon aerogel reversibly cycles hydrogen with kinetic performance approaching that of catalyzed ball-milled material. Because no catalyst is present, the improved kinetics can be directly ascribed to the nanoscale confinement in the aerogel.

EXPERIMENTAL DETAILS

Nanoporous carbon aerogels were synthesized using resorcinol-formaldehyde condensation followed by solvent exchange and pyrolysis, as previously described.¹⁴ Aerogels with a peak in the pore size distribution at ~13 nm and a pore volume of 0.8 cm³/g were synthesized by mixing 25.88 g (235 mmol) resorcinol, 38.68 g of 36.5 wt % formaldehyde solution in water (470 mmol formaldehyde), 15.40 g deionized water, and

0.050 g (0.472 mmol) sodium carbonate. The solution was transferred to polypropylene jars, sealed, and aged 24 hrs at room temperature, 24 hrs at 50 °C, and 72 hrs at 90 °C. The samples were then cooled, cut into rectilinear pieces, and immersed in acetone to displace water. The acetone bath was poured off and refilled twice with a soak time of at least one hour after the first two cycles and 8 hours after the third cycle. The aerogel pieces were dried in air and then heated in a tube furnace under nitrogen from room temperature to 800 °C at 2.6 °C/min and maintained at 800 °C for 6 hours to pyrolyze the resorcinol-formaldehyde gel. Pore size distribution, surface area, and pore volumes were characterized with N₂ absorption at Micromeritics Analytical Services (Norcross, GA) using Brunner-Emmett-Teller (BET) and Barrett-Joyner-Halenda (BJH) analysis.¹⁵ Pieces of aerogel were prepared for infusion by drying at 400 °C under vacuum for at least one hour, then transferring the aerogel into a glove box without air exposure.

Experiments conducted at HRL used NaAlH₄ purchased from Aldrich and purified by dissolving the as-received gray powder in dried tetrahydrofuran (THF), removing the insoluble contaminants by centrifugation, and recovering the pure NaAlH₄ by evaporating the solvent. At GM the NaAlH₄ was purchased from Albermarle and used without purification after analyses via X-ray diffraction (XRD) and thermogravimetric analysis (TGA) indicated no significant contaminants. Melt infusion was performed in a PARR pressure vessel rated at 3000 psi. A piece of aerogel together with a stoichiometric quantity of NaAlH₄ just sufficient to fill the pore volume of the aerogel was placed into a quartz tube within the vessel. Loading was performed in a glove box to protect against atmospheric contamination. The vessel was sealed and removed from the glove box, evacuated, and filled with H₂ gas to 1700 psig (118 bar). The sealed vessel was then heated to 189 °C, reaching a pressure of 183 bar, and held for 8-10 hr. At these temperatures and H₂ pressures, NaAlH₄ melted without decomposition and the aerogel

pores filled with molten alanate via capillary action. Measurements of aerogel mass before and after melt-infusion indicate that the sample was 48.6 wt% NaAlH₄ and that the aerogel pore volume was filled to 94% capacity with NaAlH₄.

For purposes of comparison, a sample of NaAlH₄ catalyzed by TiCl₃ was made by ball-milling purified NaAlH₄ with 4 mol% TiCl₃ for 1 hr at 400 RPM in a Fritsch P6 mill. An additional NaAlH₄-graphite control sample was made using 1-2 μm synthetic graphite (Aldrich) that had been dried at 400 °C in vacuum. The NaAlH₄ and graphite were combined in about the same weight ratio as the NaAlH₄-aerogel sample by hand mixing in a mortar and pestle until uniform in color.

Hydrogen desorption into flowing Ar gas was measured by thermogravimetric analysis (TGA) using a TA Instruments 2950 analyzer (HRL) or a Perkin-Elmer System 7 (GM). Hydrogen cycling experiments were performed at HRL using a custom, stainless steel volumetric gas sorption (Sieverts) apparatus, as described elsewhere.¹⁶ Scanning electron microscope (SEM) images were acquired on a Hitachi S-4800 SEM. X-ray diffraction (XRD) patterns were obtained on samples sealed in glass capillary tubes using a Philips PW3040/60 X'Pert Pro diffractometer (HRL) or a Bruker General Area Detector Diffraction System (GADDS) (GM). Temperature dependent *in situ* XRD was also performed using the GADDS system, as previously described.¹⁷ The XRD samples were loaded under Ar into 1.0 mm diameter quartz capillary tubes and mounted within a custom built furnace. Attachment to a pressure manifold ensured that the evolved hydrogen gas could bleed away from the sample during heating at 1 °C/min.

RESULTS AND DISCUSSION

The pore size distribution of the carbon aerogel is illustrated in Fig. 1. The distribution peaks at about 13 nm, with a total pore volume of 0.8 cm³/g and a micropore-to-mesopore volume ratio of about 0.18:1.¹⁴ An SEM image of the aerogel, shown in Fig. 2, confirms an open porous structure consistent with an average pore size near 13 nm.

TGA weight loss curves for uncatalyzed bulk NaAlH₄, uncatalyzed NaAlH₄ infused into carbon aerogel (NaAlH₄@aerogel), and ball-milled NaAlH₄ + 4 mol% TiCl₃ are compared in Fig. 3. The NaAlH₄@aerogel and uncatalyzed bulk NaAlH₄ were heated at 5 °C/min, and an additional scan at 1 °C/min is included for the NaAlH₄@aerogel sample. The catalyzed NaAlH₄ sample was heated at 3 °C/min. Previous experience indicates that heating at 3 °C/min rather than 5 °C/min shifted the curve toward lower temperature by about 10 °C compared to scanning at 5 °C/min, thus the effects of different heating rates are not significant compared to the large temperature differences between samples. Uncatalyzed bulk NaAlH₄ released a small amount of hydrogen as it melted, but then released most of its hydrogen only at temperatures above about 230 °C. The instabilities near 250 °C arise from foaming of the melt during desorption. As is evident from the knee at 285 °C, desorption occurred in two steps of 3.7 and 1.8 wt%, in excellent correspondence with the two desorption steps in (1). Continued weight loss above 300 °C is attributed to decomposition of NaH and volatilization of Na. The catalyzed NaAlH₄ + 4 mol% TiCl₃ sample showed the expected large kinetic improvement for dehydrogenation, with first and second step onsets of ~85 and ~135 °C, respectively. The reduced quantity of hydrogen desorbed is consistent with the 10% mass dilution of NaAlH₄ by the TiCl₃. Finally, we observe that

the dehydrogenation kinetics of uncatalyzed NaAlH₄@aerogel was also dramatically superior to that of bulk uncatalyzed NaAlH₄. Although not as low in temperature as the catalyzed NaAlH₄ sample, the dehydrogenation onset of ~140 °C nevertheless clearly demonstrates that incorporation of NaAlH₄ into nanoporous aerogel substantially improved its kinetic performance even in the absence of a catalyst. The reduced capacity reflects dilution by the aerogel mass; the 2.4 wt% total weight loss to 250 °C agrees reasonably well with the predicted loss of 2.7 wt% based on the estimated weight fraction of NaAlH₄ in the aerogel.

The cycling behaviors of three different NaAlH₄-based samples are shown in Fig. 4, along with the temperature profiles used for dehydrogenation into initial vacuum (upper panel) and rehydrogenation using 100 bar initial H₂ pressure (lower panel). For ease of comparison, the wt% reported for all samples has been corrected for the fraction of NaAlH₄ in the sample, so that hydrogen desorption and absorption values are relative to the NaAlH₄ component. All samples were initially in the hydrogenated state, so each cycle began with dehydrogenation (upper panel). Curves (a) represent the behavior of a control sample consisting of uncatalyzed NaAlH₄ + graphite in about the same weight ratio as in the NaAlH₄@aerogel sample. As expected for bulk uncatalyzed NaAlH₄, dehydrogenation of NaAlH₄+graphite occurred only above the melting temperature of NaAlH₄, and with poor kinetics even at 200 °C. The NaAlH₄ + graphite control sample also showed no significant reversibility (lower panel). The control sample demonstrates that the kinetic improvements for NaAlH₄@aerogel do not rely on the presence of carbon, i.e., the carbon has no catalytic effect.

The best kinetic performance was obtained with TiCl₃-catalyzed NaAlH₄ (curves b), as shown for two and one-half cycles in Fig. 4. There was a significant reduction in

dehydrogenation kinetics between the initial (b1) and second (b2) cycles, after which the cycling appeared stable. NaAlH₄@aerogel (curves c), although not quite as good, was both reversible, even though there is no catalyst present, and had kinetic performance that approached that of cycled TiCl₃-catalyzed NaAlH₄. The NaAlH₄@aerogel cycled twice to nearly full capacity, although a minor loss of capacity during the initial cycle was suggested. The first and second rehydrogenations are virtually identical (lower panel, (c)), however, suggesting that the capacity was stable after the first dehydrogenation.

Samples of NaAlH₄@aerogel were produced both at HRL and at GM by comparable techniques. As a check of reproducibility, Fig. 5 shows TGA results from two NaAlH₄@aerogel samples, one synthesized and measured at HRL and the other synthesized and measured at GM under comparable conditions. Good agreement was obtained for the two independent samples and measurements, showing that the synthesis procedure was robust. The small difference in quantity desorbed most likely reflects slightly different NaAlH₄ loadings. Comparison of the dehydrogenation rates dW/dt confirmed that the rates and peak temperatures were comparable between the two samples. While the measured peak temperatures are slightly above the equilibrium melting temperature of NaAlH₄, the first desorption step (1a) was already complete and the NaAlH₄ was totally depleted before this temperature was reached, thus no melting occurred. The concurrence between the two samples demonstrates that NaAlH₄ experienced a similar nanoscale environment in the two aerogel samples.

One notable feature of the TGA curves for NaAlH₄@aerogel in both Fig. 3 and Fig. 5 is that dehydrogenation appeared to occur in a single step rather than two resolved steps as in bulk NaAlH₄ either with or without catalyst. In order to verify the decomposition path, *in situ* XRD was performed on an NaAlH₄@aerogel sample. The

temperature dependence of the phase composition is summarized in Fig. 6. Each phase present in the sample is represented by the integrated intensity of one characteristic XRD peak: NaAlH_4 (112), Na_3AlH_6 (220), Al (111) and NaH (111). The small intensity observed for NaH below 165 °C was due to a slight interference from the NaAlH_4 (112) peak. Even though a single step was observed in the TGA, the *in situ* XRD unambiguously showed that it actually consisted of two nearly commensurate steps characterized by the formation and then disappearance of Na_3AlH_6 , consistent with Reactions (1a, 1b), and ending in the products NaH and Al. The 1 °C/min heating rate should be slow enough to accentuate subtle details in the transformations; nevertheless the Al signature changes smoothly with temperature, as does the corresponding TGA curve in Fig. 3. Evidently nanoscale confinement improved the second stage (Reaction (1b)) kinetics more than that of Reaction (1a), which nearly eliminated the 25-30 °C onset delay of Reaction (1b) observed here in the uncatalyzed bulk NaAlH_4 and the TiCl_3 -catalyzed NaAlH_4 , as well as in other NaAlH_4 materials as previously reported.¹⁷ The first dehydrogenation step (1a) then became the rate-limiting step in the dehydrogenation kinetics of NaAlH_4 @aerogel.

Observation of kinetic enhancement even without a catalyst suggests combining nanoscale confinement with use of a catalyst to explore the possibility of synergistic effects. Work is in progress to attempt to co-infuse NaAlH_4 and a catalyst into carbon aerogel.

CONCLUSION

We have successfully incorporated pure NaAlH_4 into 13 nm carbon aerogel by infusion of the melt at 189 °C under 183 bar H_2 gas pressure. The NaAlH_4 melt filled the aerogel pores to 94% capacity by capillary action. NaAlH_4 @aerogel displayed a greatly reduced dehydrogenation temperature, with an onset at ~140 °C, compared to bulk NaAlH_4 (> 230 °C). Unlike uncatalyzed bulk sodium alanate, NaAlH_4 @aerogel was readily rehydrogenated to full capacity at ~160 °C under 100 bar H_2 . Although the first dehydrogenation of catalyzed bulk NaAlH_4 was superior to that of NaAlH_4 @aerogel, the dehydrogenation kinetics of NaAlH_4 @aerogel rivaled that of catalyzed bulk NaAlH_4 after the first cycle. No enhancement was observed for NaAlH_4 mixed with graphite, clearly demonstrating that the presence of carbon alone was insufficient for improved kinetics. Rather, the confinement of NaAlH_4 into nanoscale pores, which both limited diffusion distances for phase segregation and recombination and blocked agglomeration into larger particles with cycling, was responsible for the dramatic improvement of cycling kinetics even in the absence of a catalyst.

ACKNOWLEDGEMENTS:

The authors would like to thank Robert E. Doty for collection of SEM images.

REFERENCES

1. Herbst J F and Pinkerton F E, "Hydrogen Storage Materials," in J. Weil, D. Blumel, S. Malmoli, and J. Netting, eds., *McGraw-Hill Yearbook of Science and Technology 2008* (McGraw-Hill, New York, 2008), pp. 172-175
2. Bogdanović B and Schwickardi M 1997 *J. Alloys Compd.* **253-254** 1
3. Bogdanović B, Brand R A, Marjanovic A, Schwickardi M and Tölle J 2000 *J. Alloys Compd.* **302** 36
4. Jensen C M and Gross K 2001 *J. Appl. Phys. A* **72** 213
5. Sandrock G, Gross K and Thomas G 2002 *J. Alloys Compd.* **339** 299
6. Schüth F, Bogdanović B and Felderhoff M 2004 *Chem. Commun.* 2249
7. Bogdanović B, Eberle U, Felderhoff M and Schüth F 2007 *Scripta Mater.* **56** 813
8. Meisner G P, Tibbetts G G, Pinkerton F E, Olk C H and Balogh M P 2002 *J. Alloys Compd.* **337** 254
9. Gutowska A, Li L, Shin Y, Wang C M, Li X S, Linehan J C, Smith R S, Kay B D, Schmid B, Shaw W, Gutowski M and Autrey T 2005 *Angew. Chem. Int. Ed.* **44** 3578
10. Schüth F, Bogdanović B and Taguchi A 2003 patent application WO2005014469
11. Baldé C P, Hereijgers B P C, Bitter J H and de Jong K P 2006 *Angew. Chem. Int. Ed.* **45** 3501
12. Baldé C P, Hereijgers B P C, Bitter J H and de Jong K P 2008 *J. Am. Chem. Soc.* **130** 6761
13. Zheng S, Fang F, Zhou G, Ouyang L, Zhu M and Sun D 2008 *Chem. Mater.* **20** 3954
14. Gross A F, Vajo J J, van Atta S L and Olson G L 2008 *J. Phys Chem. C* **112** 5651
15. Lowell S, Shields J E, Thomas M A and Thommes M 2006 *Characterization of Porous Solids and Powders: Surface Area, Pore Size and Density* (Dordrecht, The Netherlands: Springer)
16. Vajo J J, Mertens F, Ahn C C, Bowman Jr R C and Fultz B J 2004 *Phys. Chem. B* **108** 13977
17. Balogh M P, Tibbetts G G, Pinkerton F E, Meisner G P, and Olk C H 2003 *J. Alloys Compd.* **350** 136

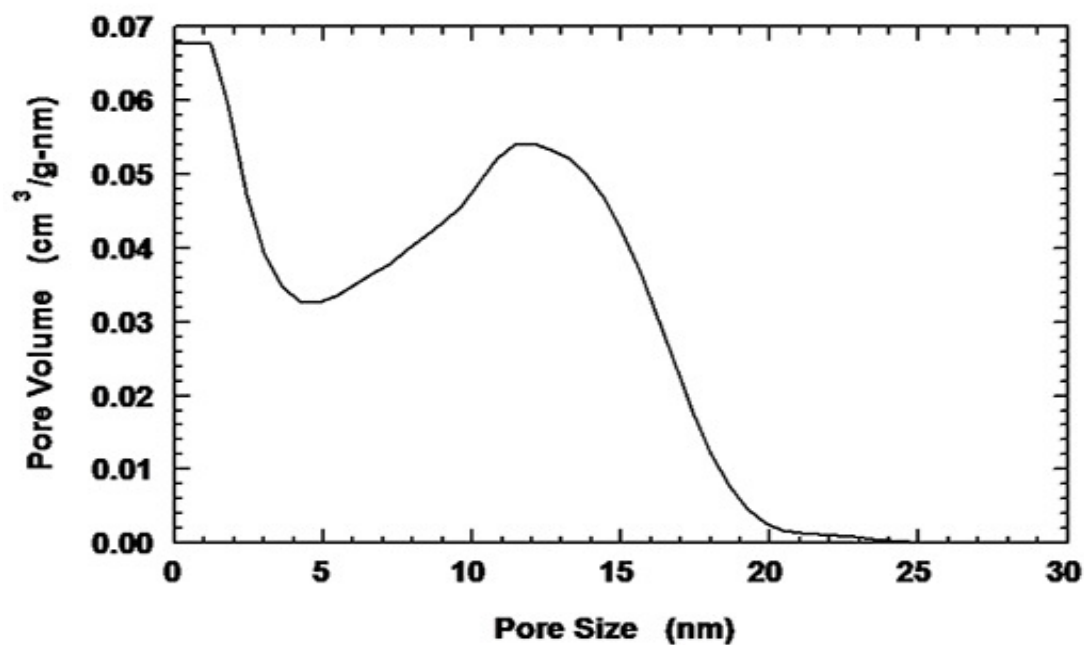


Figure 1. Pore size distribution of the carbon aerogel used in these experiments derived from a N₂ absorption isotherm.




Figure 2. SEM image of the pore structure of 13 nm carbon aerogel.

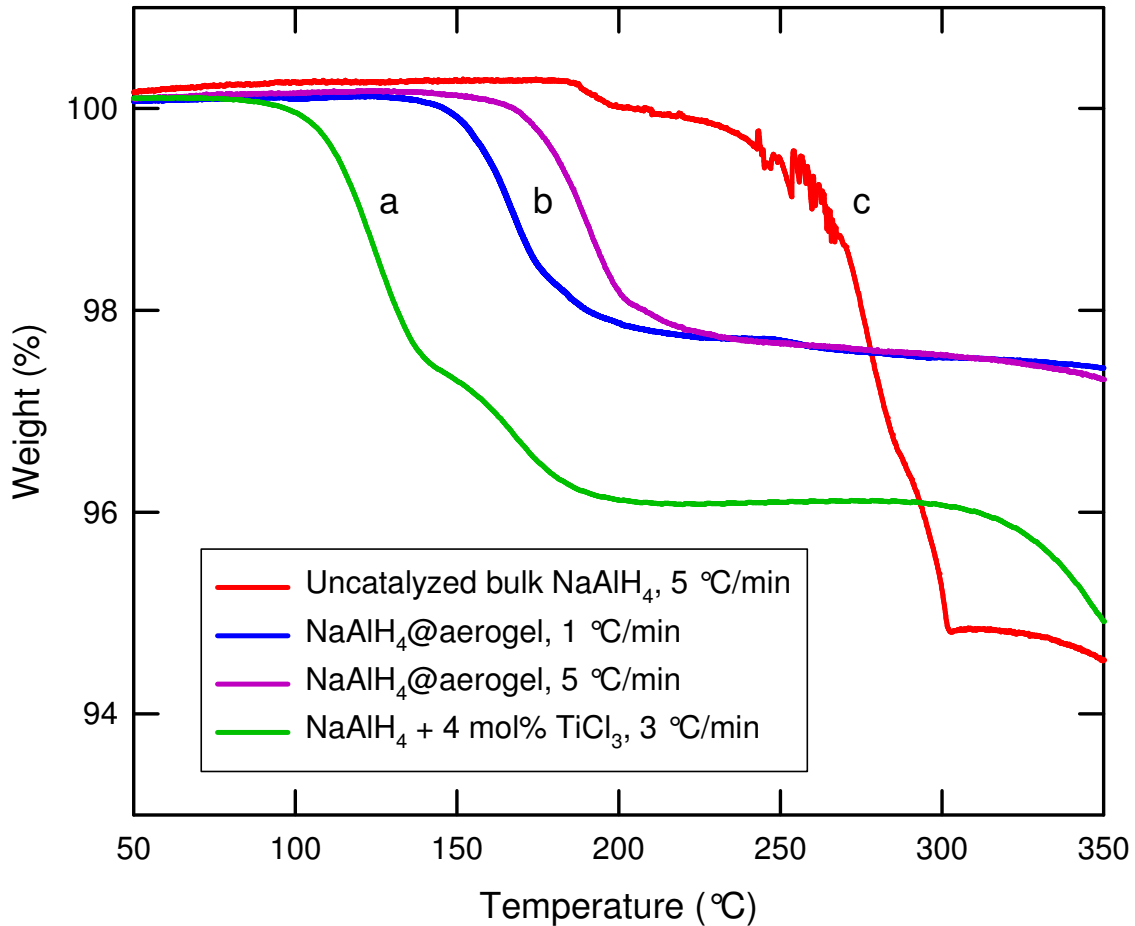


Figure 3. Thermogravimetric analysis (TGA) of three NaAlH₄ materials: a) ball-milled NaAlH₄ catalyzed with 4 mol% TiCl₃, b) uncatalyzed NaAlH₄ melt-infused into 13 nm aerogel, and c) bulk uncatalyzed NaAlH₄. The heating rates are specified in the legend. The NaAlH₄ content of the catalyzed sample is 90 wt%, while NaAlH₄@aerogel is 48.6 wt% NaAlH₄.

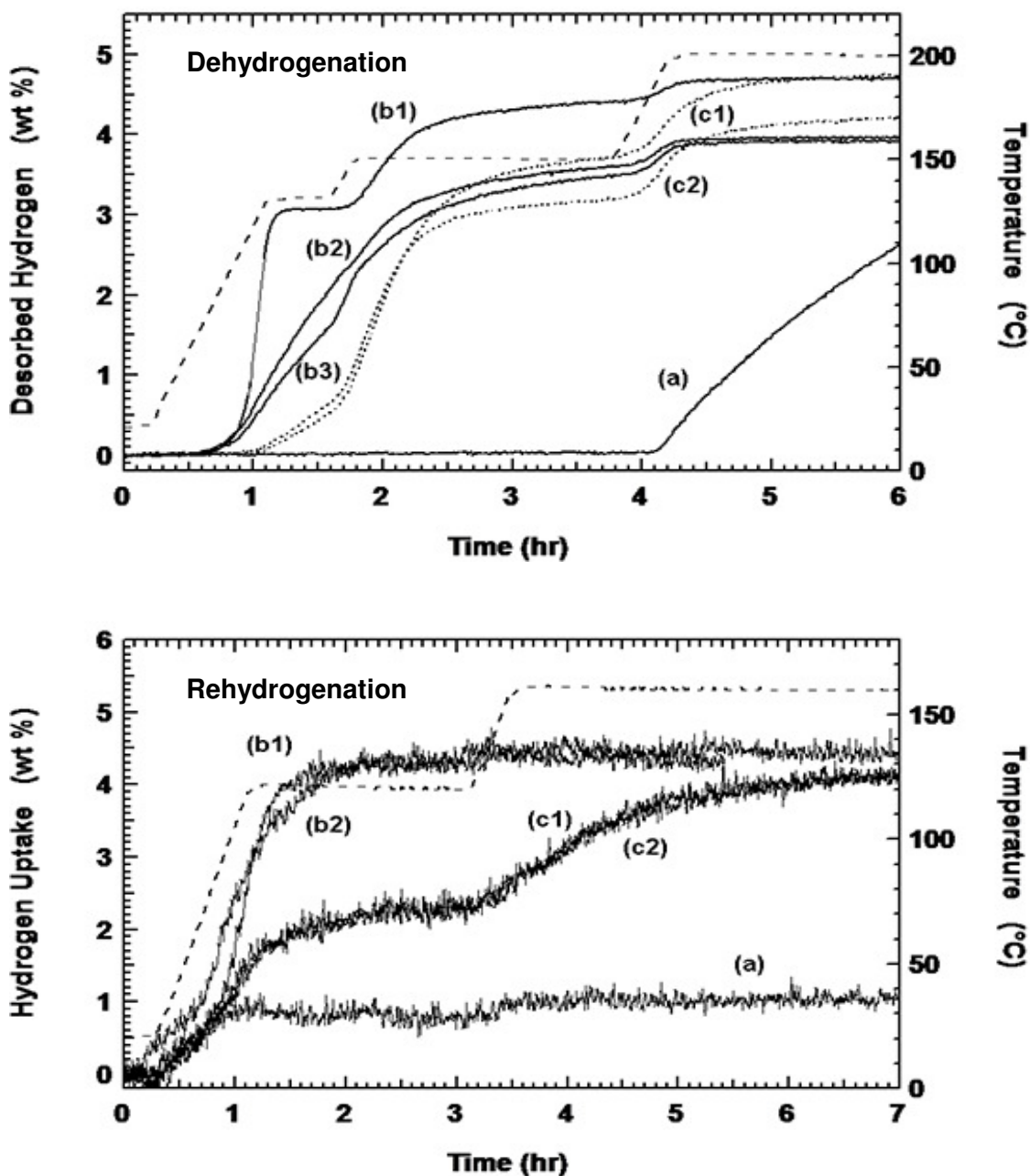


Figure 4. Cycling behavior of NaAlH_4 : (a) uncatalyzed NaAlH_4 mixed with graphite, (b) TiCl_3 -catalyzed NaAlH_4 , and (c) NaAlH_4 melt-infused into 13 nm carbon aerogel. The numbers indicate the cycle number, where appropriate. The upper panel shows hydrogen evolution during dehydrogenation, and the lower panel shows hydrogen uptake during rehydrogenation. All samples began in the hydrogenated state. The temperature profiles are indicated by the dashed lines.

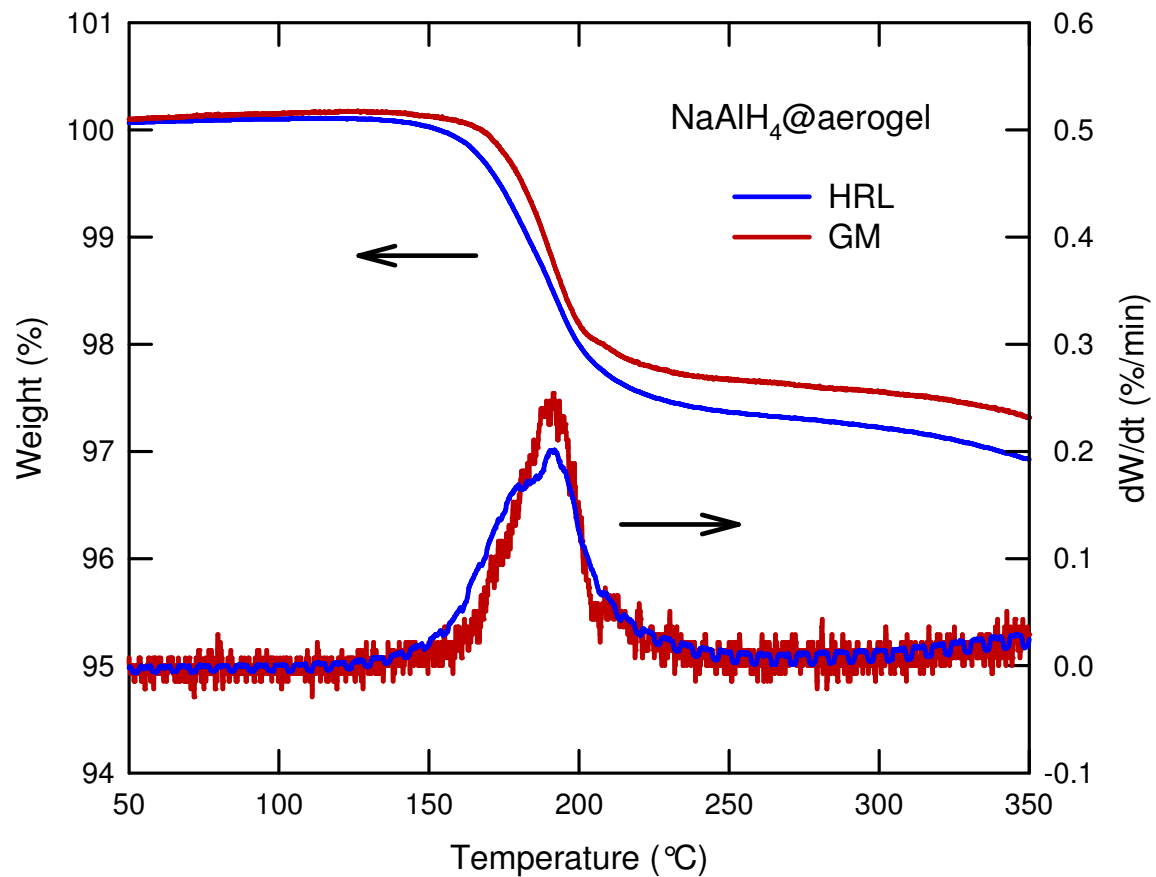


Figure 5. Thermogravimetric analysis (TGA) of the weight loss for two NaAlH₄@aerogel samples, one synthesized and measured at HRL and one at GM. Also shown is the first derivative of the weight loss showing the temperature at which the maximum rate of weight loss occurs.

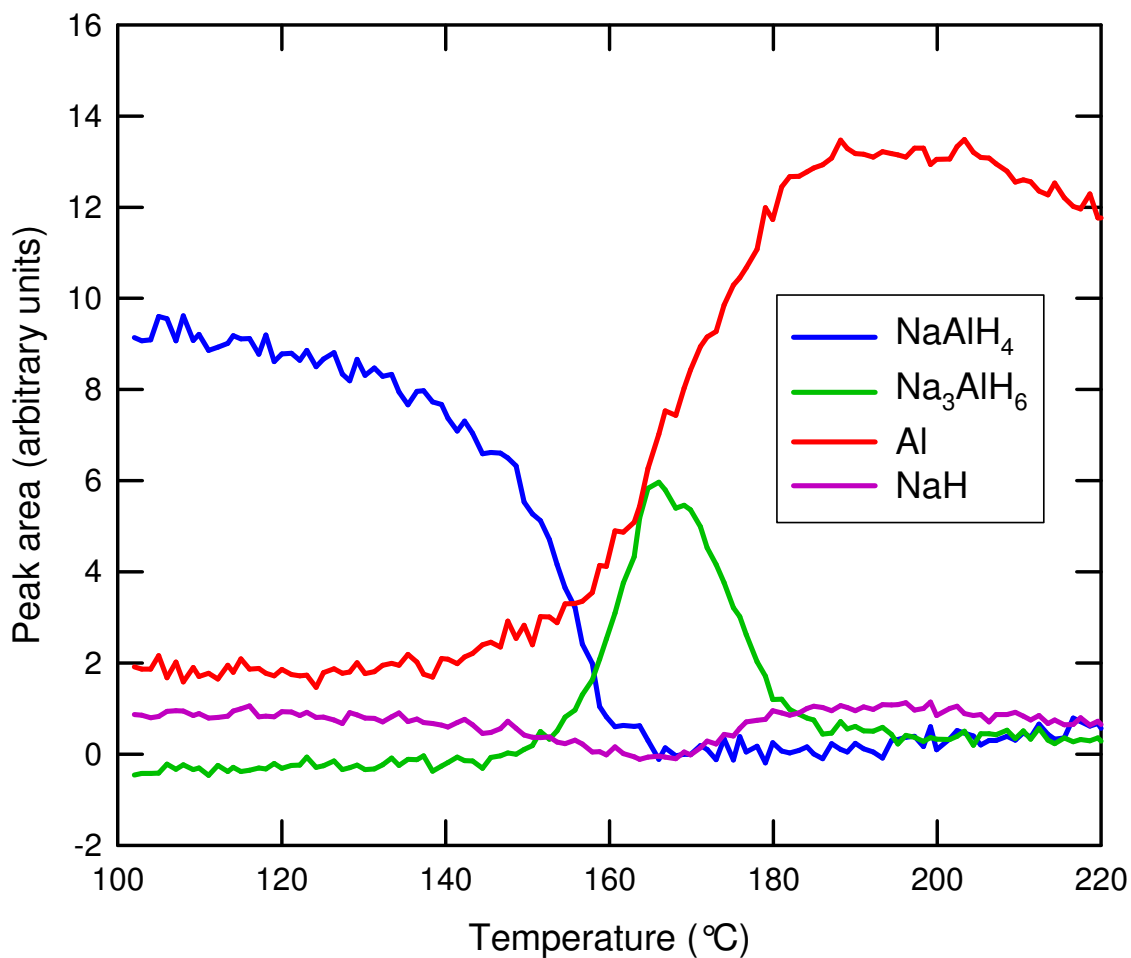


Figure 6. *In situ* XRD of NaAlH₄@aerogel heated at 1 °C/min. Shown is the temperature evolution of the integrated intensity under a characteristic diffraction peak of NaAlH₄ (112), Na₃AlH₆ (220), Al (111), and NaH (111). The data indicate that both Reactions 1a and 1b occur in the aerogel even though they are not distinct in the TGA data. The intensity observed for NaH below 165 °C is due to a slight interference from an NaAlH₄ peak.

DISTRIBUTION LIST

GM Research & Development Center

Executive

Alan I Taub/US/GM/GMC@GM

GM Intelligence

Brian G. Wicke/US/GM/GMC@GM

Chemical & Environmental Sciences Lab

James A. Spearot/US/GM/GMC@GM
Michael P. Balogh/US/GM/GMC@GM
Norman D. Brinkman/US/GM/GMC@GM
Mei Cai/US/GM/GMC@GM
Anne Dailly/C/US/GM/GMC
Gregory C. Garabedian/US/GM/GMC@GM
Ion C. Halalay/US/GM/GMC@GM
Blake J. Howie/US/GM/GMC@GM
Scott W. Jorgensen/US/GM/GMC@GM
Sudarshan Kumar/US/GM/GMC@GM
Andrew M. Mance/US/GM/GMC@GM
G. Nazri/US/GM/GMC@GM
Marty Ruthkosky/US/GM/GMC
Steve Swarin/US/GM/GMC@GM
Curtis A. Wong/US/GM/GMC@GM

Materials & Processes Lab

Carl Fuerst/US/GM/GMC@GM
Daad Haddad/US/GM/GMC@GM
Louis Hector/US/GM/GMC@GM
Jan F. Herbst/US/GM/GMC@GM
Gregory P. Meisner/US/GM/GMC@GM
Martin S. Meyer/US/GM/GMC@GM
Jerome J. Moleski/US/GM/GMC@GM
Charles H. Olk/US/GM/GMC@GM
Yue Qi/US/GM/GMC@GM
Jihui Yang/US/GM/GMC@GM
Xingcheng Xiao/US/GM/GMC

Fuel Cell Research Labs

Matthew Fronk/US/GM/GMC
Mark F. Mathias/US/GM/GMC

Fuel Cell Activities

Gerd Arnold/CN/GM/GMC
Jonas Bereisa/US/GM/GMC@GM
Ulrich Eberle/DE/OPEL/GMC@GME
Dieter Hasenauer/DE/OPEL/GMC
Byron McCormick/US/GM/GMC
Josefin Meusinger/DE/OPEL/GMC
Swathy Swathirajan/US/GM/GMC@GM
Rittmar Dr von Helmolt/DE/OPEL/GMC@GME

GM Canada

Marc Boismenu/CA/GM/GMC@GM

GM Powertrain Pontiac

Francis Stabler/US/GM/GMC@GM

HRL Laboratories

pliu@hrl.com
ttsalguero@hrl.com
sskeith@hrl.com